










Panchayat Advancement Index (PAI) 2.0

Prelims: Current events of national and international importance | Polity & Governance

Why in News?

On the occasion of National Panchayati Raj Day, celebrated on 24th April 2026, the Panchayat Advancement Index (PAI) 2.0 Report for the FY 2023-24 was released.

- **PAI** - It is a *comprehensive framework* designed to measure the holistic development of Panchayats across multiple domains and sectors.
- It is the *world's first nationwide system* to evaluate the progress of Gram Panchayats & Traditional Local Bodies using clear, verifiable indicators.
- **Released by** - Ministry of Panchayati Raj.
- **PAI 2.0** - It assessed 2,59,867 rural local bodies (*97.3% of all Panchayats*) based on their performance and progress across 150 indicators covering nine SDGs.
- **PAI 1.0** - Released last year, using FY 2022-23 data, was based on 516 indicators, which have now been reduced to 150.
- It reflects the government's commitment to strengthening Panchayati Raj Institutions and promoting '*Viksit Gram Panchayats*' through participatory, transparent, and data-driven local governance.
- **Thematic Framework** - Framework of Localisation of Sustainable Development Goals (LSDGs) - *Aggregates the 17 global SDGs into 9 thematic areas* relevant to Panchayati Raj Institutions.

								
Theme 1	Theme 2	Theme 3	Theme 4	Theme 5	Theme 6	Theme 7	Theme 8	Theme 9
Poverty Free and Enhanced Livelihoods in Panchayat	Healthy Panchayat	Child-Friendly Panchayat	Water Sufficient Panchayat	Clean and Green Panchayat	Panchayat with Self-Sufficient Infrastructure	Socially Just and Socially Secured Panchayat	Panchayat with Good Governance	Women Friendly Panchayat

- **5 categories** - Based on their score on a scale of 0-100
 - 'Achiever' (90-100),
 - 'Front Runner' (75-90),
 - 'Performer' (60-75),
 - 'Aspirant' (40-60) and
 - 'Beginner' (below 40).
- **Coverage** - PAI 2.0 covers all Gram Panchayats in the country, *except West Bengal*.

Key Findings

- **Overall Distribution** - Of the 2,59,867 Gram Panchayats,

A+ (Achiever)	A (Front Runner)	B (Performer)	C (Aspirant)	D (Beginner)
90 and above	75 - below 90	60 - below 75	40 - below 60	Below 40
0	3,635	1,18,824	1,23,719	13,689

- **State Highlights**
- **Front Runner** - Tripura has emerged as the top-performing state in the PAI 2.0, with 80% of its Gram Panchayats, followed by Kerala (10%) and Odisha (8%).
- **Large states** - Like Uttar Pradesh (0.09%), Bihar (0.02%), Rajasthan (0.07%), and Punjab (0.007%) lag far behind in front runner category.
- **Significance** - PAI has become a key evidence-based tool for improving planning, performance monitoring, and accountability of Gram Panchayats/TLBs across States and Union Territories.

References

1. [Indian Express | Panchayat Advancement Index \(PAI\) 2.0](#)
2. [PIB | Panchayat Advancement Index \(PAI\) 2.0](#)

